



INPS
ENVIRONMENTAL
PRODUCTS

The **Orange** Locomotive A/C System

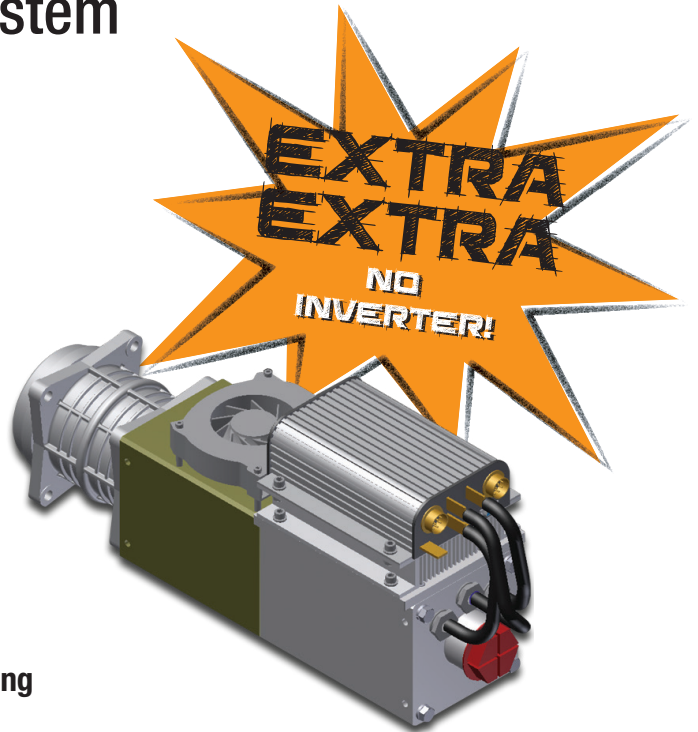
Key features:

- 72 VDC
- Does not require an inverter
- Reduces power surges
- Split-system components can fit any cab
- Can be installed in new-build or existing locomotives

Complete system includes:

- Evaporator
- Compressor with brushless motor
- Condenser

The Orange AC integrates itself seamlessly into existing cabin interiors, without looking like a retrofit.




SPECIFICATIONS & FEATURES

Evaporator (Weight 10 lbs)	Achieving a cooling capacity of 42,000 BTU and an Amp draw at max load of 60A, with individual adjustable airflow and temperature controls
Refrigerant System	Non Ozone depleting refrigerant, type R134a, sealed systems (eliminates need for refrigeration techs for installation)
72 VDC Power	Directly from the locomotives electrical systems battery bank and/or Auxiliary Generator (Operating Voltage 68 VDC to 74 VDC)
Condenser/ Compressor Weights	42,000 BTU 24 lbs/46 lbs



EVAPORATOR / AIR HANDLER



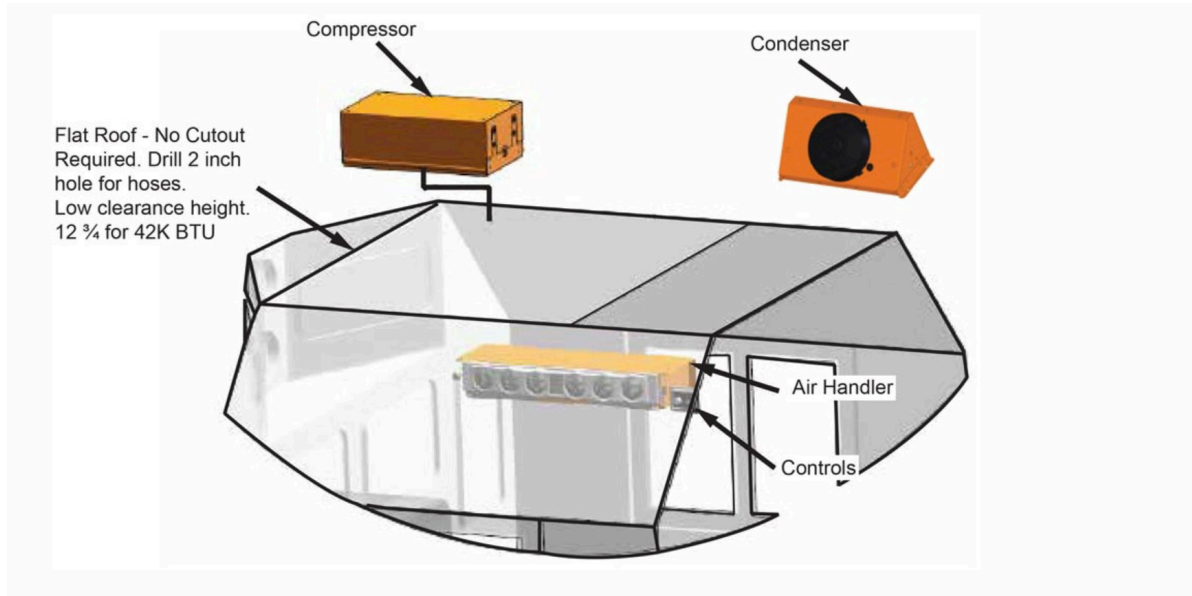
COMPRESSOR- 72 VDC
BRUSHLESS MOTOR



CONDENSER

Why VRF?

VRF (Variable Refrigerant Flow) technology works like the accelerator in a car, by matching the Out-Put to the Load. The compressor starts up smoothly and ramps up until it meets the demand. When the Thermostat is satisfied, it ramps down to match the lower demand.



Modular Design

Our design offers a unique Modular Design for easy operations during the Maintenance or Replacement of a component. Each component is lightweight, offering easier installation and lower labor cost to the installer.

Installation #1: Roof Mount - No Cutout

Our Compact Modular design can be easily mounted anywhere on the locomotive. The Roof Mount is most common and achieves a low clearance of only nine inches to accommodate tunnel clearances or low bay doors.

Air Conditioner Reference Dimensions - 42K BTU for Road Units

